






Dive No.: _____ Date: _____

Location: _____

Conditions: Fresh Boat Waves Current
 Salt Shore Surf Surge

    Temp _____

 _____ ft³ Steel Alum Dbls

In _____ : _____
 psi in _____
 psi out _____
 SI _____ : _____
 SCR _____
 O₂% _____

Computer/Table: _____

Bottom Time: _____ mins

Avg.: _____ ft

Max.: _____ ft

Safety: _____ mins

Weights: _____ lbs Total Bottom Time to Date: _____ : _____





Buddy _____


Comments:

Dive No.: _____ Date: _____

Location: _____

Conditions: Fresh Boat Waves Current
 Salt Shore Surf Surge

    Temp _____

 _____ ft³ Steel Alum Dbls

In _____ : _____
 psi in _____
 psi out _____
 SI _____ : _____
 SCR _____
 O₂% _____

Computer/Table: _____

Bottom Time: _____ mins

Avg.: _____ ft

Max.: _____ ft

Safety: _____ mins

Weights: _____ lbs Total Bottom Time to Date: _____ : _____





Buddy _____


Comments:

Dive No.: _____ Date: _____

Location: _____

Conditions: Fresh Boat Waves Current
 Salt Shore Surf Surge

    Temp _____

 _____ ft³ Steel Alum Dbls

In _____ : _____
 psi in _____
 psi out _____
 SI _____ : _____
 SCR _____
 O₂% _____

Computer/Table: _____

Bottom Time: _____ mins

Avg.: _____ ft

Max.: _____ ft

Safety: _____ mins

Weights: _____ lbs Total Bottom Time to Date: _____ : _____





Buddy _____


Comments:

Dive No.: _____ Date: _____

Location: _____

Conditions: Fresh Boat Waves Current
 Salt Shore Surf Surge

    Temp _____

 _____ ft³ Steel Alum Dbls

In _____ : _____
 psi in _____
 psi out _____
 SI _____ : _____
 SCR _____
 O₂% _____

Computer/Table: _____

Bottom Time: _____ mins

Avg.: _____ ft

Max.: _____ ft

Safety: _____ mins

Weights: _____ lbs Total Bottom Time to Date: _____ : _____

Buddy _____

Comments: